



48⁺ Years
Of experience

ROTARY DRYERS



In Association with SVCH-Technologii, Moscow (Russia)

ISO 9001:2015 | ISO 14001:2015 | ISO 45001:2018

ABOUT US

KERONE is now renowned for serving the specialized needs of customers with the best quality and economical process of application engineering solutions and industrial heating products manufactured in a high-quality environment by a trained and qualified workforce (special purpose machinery)



KERONE is a pioneer in application and implementation engineering with its vast experience and team of professionals.



KERONE is devoted to serve the industry to optimize its operations both economically and environmentally with its specialized process engineering solutions.



KERONE is having immense expertise in manufacturing and implementing various types of engineering solutions.



KERONE is possessing employee strength of more than 280+ experts continuously putting efforts for happy industrial engineering solutions



48+ Years Manufacturing Excellence



Great Sale Support



Highly Customized Product



Adherence to Standards



Sound Infrastructure



Team of experts Delivering Quality



Timely Delivery



Cost Effective Solutions



WHY CHOOSE US

"Choose Kerone for innovative solutions tailored to your unique product needs, ensuring efficiency, reliability, and unmatched quality."

With decades of expertise, cutting-edge technology, and a customer-centric approach, Kerone Engineering offers tailor-made Applications Engineering solutions that prioritize quality, flexibility, and cost-effectiveness. Benefit from our commitment to excellence, post-sales support, and innovative solutions for your unique Applications Engineering needs. Choose Kerone Engineering for reliability, performance, and unmatched value.

MISSION



To enhance the value of customer operation through our customer need centric engineering solution.



We are committed to providing our customers with unique and best-in-class products in the industrial thermal processing segments. Through strategic tie-ups for technical know-how with renowned leaders in industry-specific segments, we ensure that our offerings meet the highest standards of quality and innovation.

VISION



Turn into a world leader in providing specialized, top-notch quality and ecological industrial heating, cooling, and drying solutions across the globe.



To attain global recognition as the best of quality and environment-friendly engineering solution company.



Enhance the value of customer operation through our customer need centric engineering solution.



TRUSTED PARTNERS

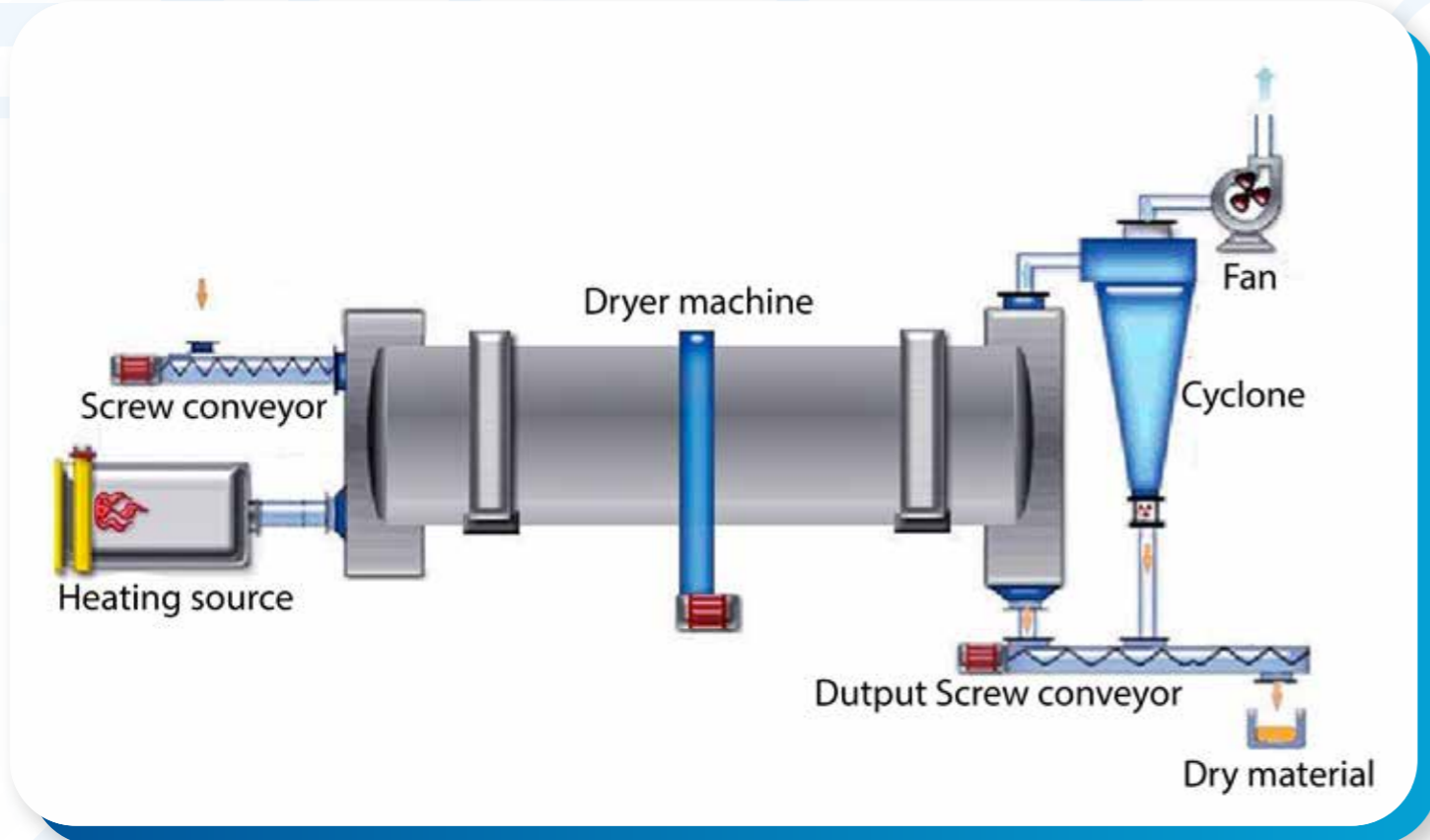
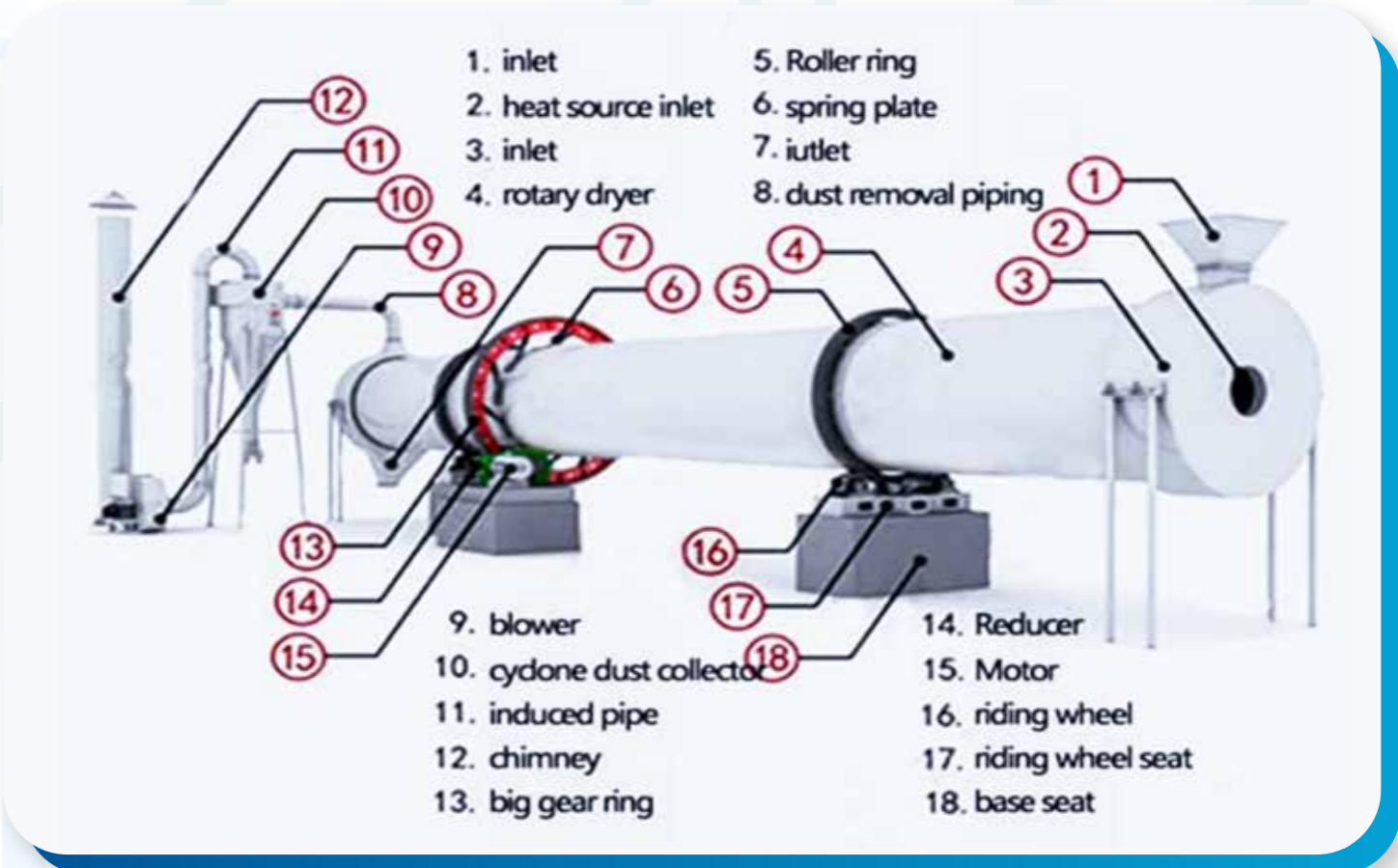





Rotary Dryer

The Rotary Dryer is a type of industrial dryer employed to reduce or to minimize the liquid moisture content of the material it is handling by bringing it into direct contact with a heated gas to evaporate the water. Rotary Dryers are suitable for drying of wide range of materials continuously because of its ability to process materials having considerable variation in size and composition. Despite introduction of new technologies the long established Rotary Dryer is still widely regarded as the workhorse of many process industries. The robust yet simple construction combines exibility with reliability enabling this type of dryer to handle vast range materials.

Rotary Dryer Construction



The dryer is made up of large rotating cylindrical tube, supported by two nos. Riding rings(tyres) running over a set of support rollers with a stationary feed and a discharge hood, mounted over a channel frame with suitable sealing arrangement between the shell ends and hoods. The dryer slopes slightly so that the discharge end is lower than the material feed end in order to convey the material through the dryer under gravity. Fabricated in carbon, stainless steel and MS rubber lined with lights or lifters are welded or bolted internally to produce the cascade of particles falling through hot gas stream. The mechanical lifting of the material allows drying the materials from liter cake to coarse minerals through hot gas stream, also helps in breaking-up lumps for uniform drying. The length of the drum may range from 4 to 10 times of its diameter and usually operates with 12 to 15% of their volume lollled with the material. The Hot Air Generator, the feeding equipment and the dust collection equipment's like cy-clone and bag liter are the part of the Rotary Dryer system.



Principle Of Operation



The principle of operation is based on showering or cascading the wet material through a hot stream, owing either co-current or counter-current to the solids. The hot gas induces the evaporation of the moisture. The heat lost to the material and evaporation of water vapor reduces the gas temperature rapidly, such that it leaves the dryer at a comparatively low temperature.


The efficiency of the dryer is largely dependent on the differential on the differential between the inlet and exhaust temperatures. However, the heat transfer rate is also influenced by the relationship between the design of lights and the speed of rotation. However, irrespective of the gas and material temperature, the drying or residence time may be critical, as this is governed by the water diffusion rate from the core to the surface of the material.

The rotary dryer adopts the direct ow type of heating with a heat source from the heat exchanger. The material to be dried enters the rotating dryer shell, in a regulated way through a screw feeder and through a feed chute attached to the feed hopper, which is mounted over the stationary feed Hood. As the dryer is installed on the slope, the material flows to the back end under gravity and rotation force. It is lifted by lifters repeatedly and thrown down, which makes the material form an even curtain and exchange heat sufficiently with the inner heat ow and repeated scattering. The water separated by the hot air is changed into vapor and discharged into the atmosphere either directly or through a dust collection system. The dried material is discharged from the other end of the shell through a stationary discharge hood.

Co-current & Counter Current Flow

Depend on character of material, the gas stream moving toward the discharge end from the feed end known as co- current flow or toward the feed end from the discharge end known as counter-current flow.

Co-Current Dryer



Co-current dryers are particularly suitable for drying materials containing high moisture content, which are heat sensitive or have a tendency to stick or cake.

The wet material is in contact with the gas at its highest temperature, which rapidly evaporates surface moisture. The initial heat transfer rate is high, causing an immediate and considerable drop in gas temperature, which prevents overheating of the material and the dryer shell.


The final product is in contact with the gas at its lowest temperature, enabling the moisture content to be readily controlled, usually by maintaining the dryer exhaust gas temperature at a pre set value

Co-Current Application



Wet feed in contact with the hottest drying gases supplied from an external source, where the heat source is by convection. Suitable for alter cakes, minerals, fertilizers, floatation concentrates, coal/coke, clay, phosphates, animal feeds & sludge.

Counter Current Dryer



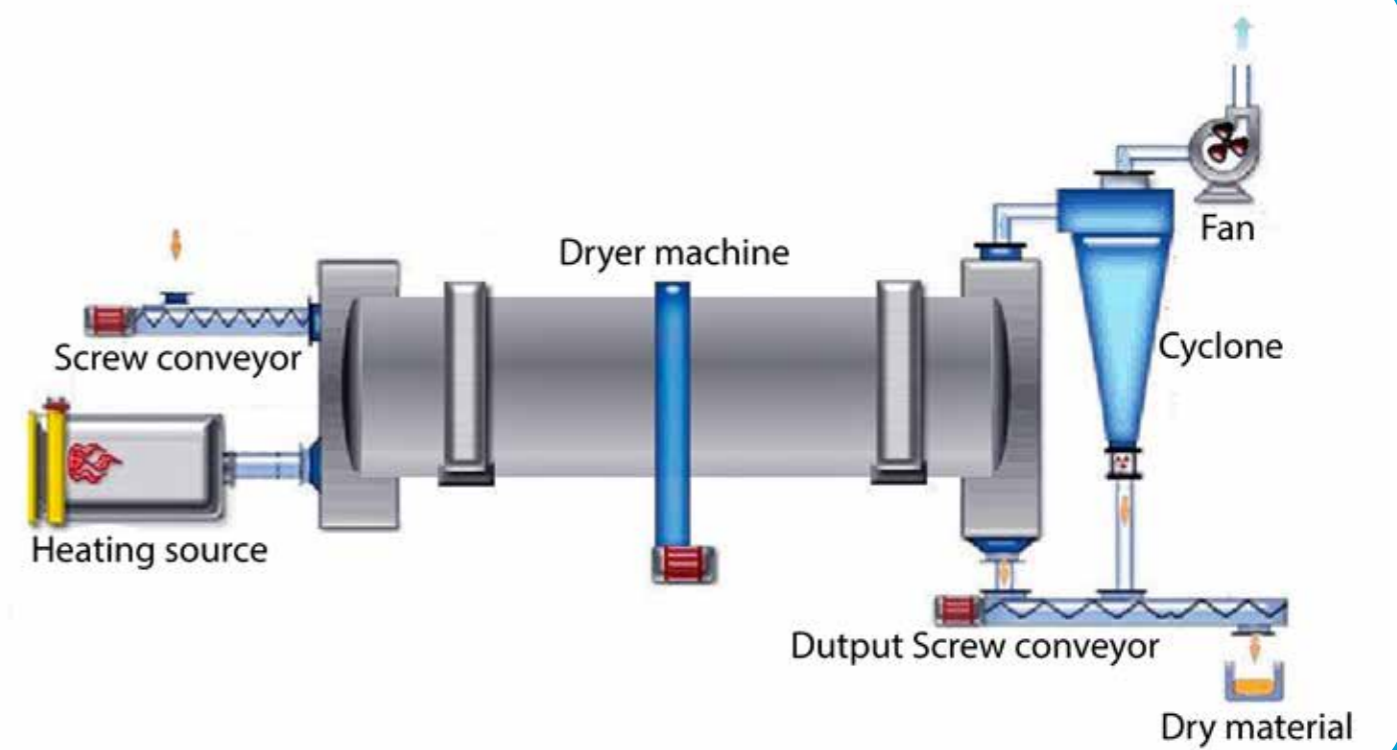
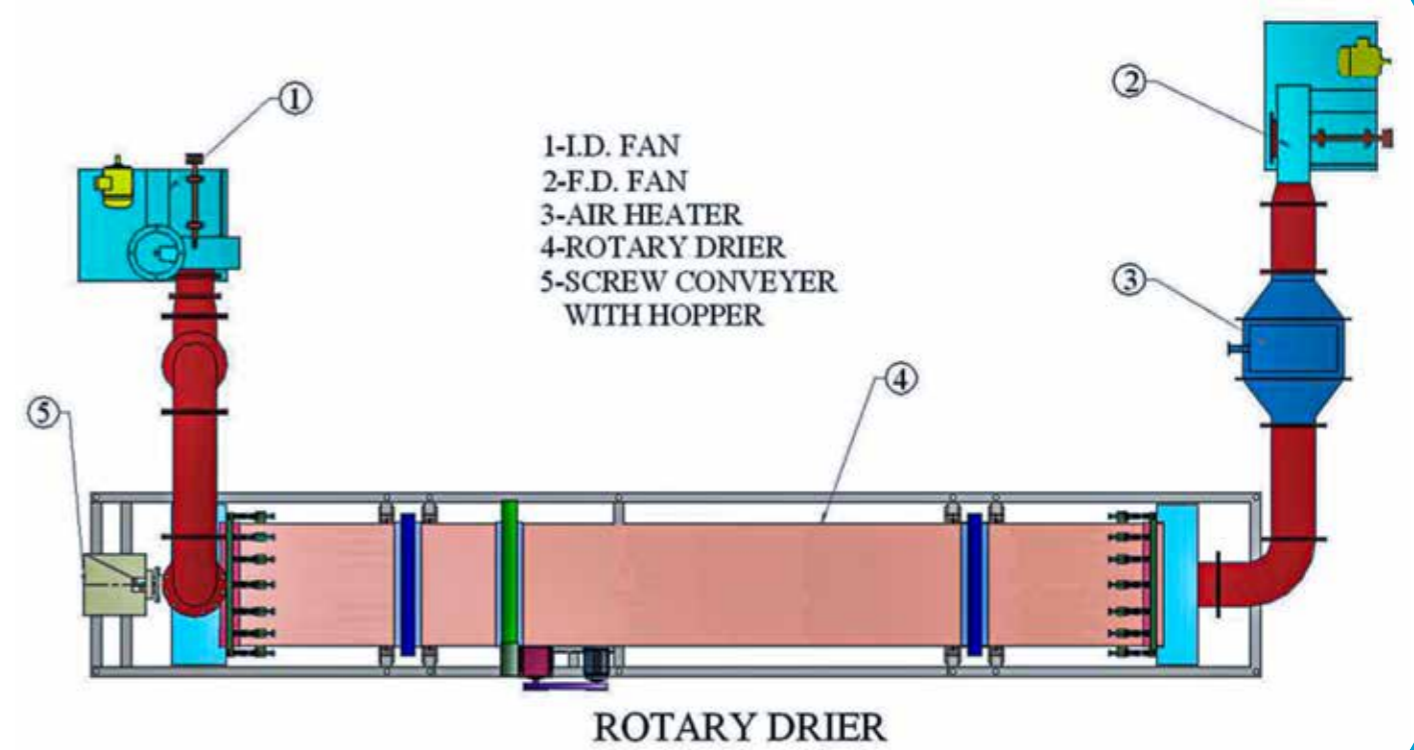
Counter Current Dryer Counter-Current Application Counter Current dryers are more suitable for materials that must be dried to very low levels of moisture, where the last traces of moisture are difficult to remove, or where an elevated product temperature is desirable. They are also used effectively as combined dryer/pre-heaters.

However, since the final product is in contact with the gas at its highest temperature the counter-current dryer is often unsuitable for heat sensitive materials. Although this system can be more efficient, moisture which is to remain in the product is not so readily controlled.

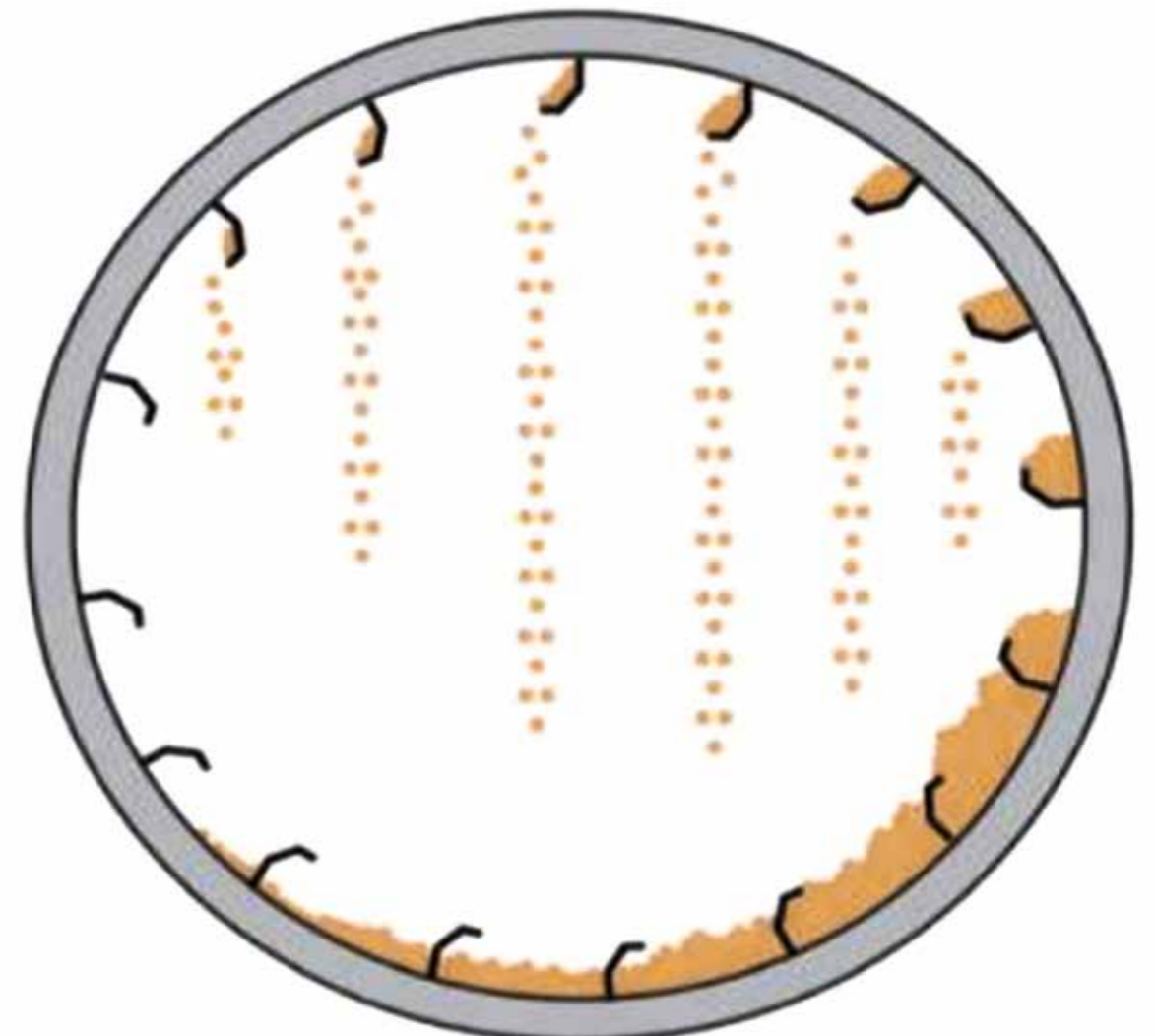
Counter-Current Application



Wet feed in contact with the hottest drying gases supplied from an external source, where the heat source is by convection. Suitable for silica gel, sugar, chemical salts & crystalline products (low moisture range), ammonium nitrate, potassium nitrate, barium nitrate, potassium chloride, ores & minerals, pigments, removal of floatation reagents etc.




Lifters



Diagram

The diagram above illustrates how lights create the curtain in a rotary dryer to maximize heat transfer. The lifter design inside the rotary dryer is also engineered around the material's unique characteristics. The objective with light design is to create the ideal "curtain" of material. The curtain refers to the span of material created as the material is dropped from the lights, through the drying air. Ideally, the curtain will span the width of the interior of the drum, evenly falling from one side to the other. The optimal curtain is created through designing the lights and light pattern around material.



Drive Arrangement

The drives of Rotary Dryers are designed for the reliable operation of the dryer under any operating conditions. All drive components are designed for the installed motor torque plus all safety factors and not only for effective torque generated at nominal capacity. The installed reserves and safety factors ensure the extremely flexible operation of the Rotary Dryer, including higher product throughput, without over loading the drive.

End Closer Seals

The drum features steel-fabricated hoods at both ends, which include air inlet and outlet chutes. These hoods are equipped with appropriate sealing mechanisms to ensure airtight connections between the hood and the dryer drum. Typically, spring-loaded friction seals are used at points where two surfaces rub against each other. These seals are held under spring pressure to maintain consistent contact, effectively preventing air leakage and ensuring optimal operational efficiency.

Air Filter



It is an essential component of the air intake system of Rotary Dryer and is tasked with trapping any dirt or debris in the air entering the intake system. It is important that foreign material is not allowed to enter the Rotary Dryer.

Air Heating System

In co-current and counter-current systems, the material when drying or pre-heating which are unaffected by heat or exposure to a flame, an Oil or Gas Burner is used to fire directly into the drum. For low temperature and heat sensitive applications, indirectly heated air can be supplied via Finned Tube Heat Exchangers and induced by a centrifugal fan located at up stream of the air heater with filter at fan inlet.

Finned Tube Heat Exchangers



Heat exchanger with finned heating surfaces, so-called finned tube heat exchangers are widely used in Rotary Dryer which offers the possibility of heat transfer between Air and liquids significantly space-saving and is more. Finned tube heat exchangers are designed to transfer heat from clean air and gases with high efficiency on liquids or vapors. In this way the Air can be heated in a closely space.

Air Handling System

In Rotary Dryer the flow of air is induced by a centrifugal fan located at upstream of the air heater and the exhaust air is removed either direct at outlet or by a second centrifugal fan at the outlet through Dust Collector.

Force Draft Fan (FD Fan)

Force draft (FD fan is used basically for providing the required quantity of hot air to the Rotary Dryer for smooth and uniform combustion of fuel. FD fan will produce the positive pressure inside the Rotary Dryer.

Induced Draft Fan (id Fan)



Induced draft fan (ID fan) is located between dust collector and chimney of Rotary Dryer. ID fan will take the hot flue gases from Rotary Dryer via dust collector (dust separation system or Fume Extraction system) and will deliver to chimney. ID fan will handle the flue gases i.e. hot air. ID fan will produce the negative pressure in the Rotary Dryer to remove the flue gases from Dryer via Cyclone and bag Filter and to push the flue gases to chimney.

Dust Collection System

The choice of dust collection equipment will vary according to the application, but in addition to the range of high efficiency and high capacity Cyclone Separators is used.

Cyclone Separators

In Rotary Dryer application this is the most widely used type of dust collection equipment, in which dust-laden gas from the rotary dryers enters a cylindrical or conical chamber tangentially at one or more points and leaves through a central opening. The dust particles, by virtue of their inertia, will tend to move toward the outside separator wall, from which they are led into a receiver. A cyclone is essentially a settling chamber in which gravitational acceleration is replaced by centrifugal acceleration. At operating conditions in rotary dryers commonly employed, the centrifugal separating force or acceleration may range from 5 times gravity in very large diameter.

Applications

Rotary dryers are suitable for a wide variety of products, ranging from granular, powdered and crystalline materials, through to filter cakes and sludges for the food, chemical and mineral industries

List of Equipments Manufactured By KERONE

- CENTRIFUGES
- REACTION VESSELS
- ROTARY VACUUM DRYERS
- ROTARY DRYERS
- ROTARY DRUM DRYER
- SPRAY DRYER
- RIBBON BLENDEES
- ROTARY FLAKER
- AIR CLASSIFYING MILLS (ACM)
- AGITATED NUTSCHE FILTER & DRYER
- BUCKET ELEVATOR
- SCREW CONVEYOR
- BELT CONVEYOR
- FLUE GAS DESULPHITER
- CONDENSER
- EVAPORATOR
- ROTARY AUTOCLAVE
- JET MILLS
- BALL MILLS

Photo Gallery



OUR CLIENTS









THANK YOU

UNIT 1

4 & 5, Marudhar Industrial Estate, Gas Godown Lane, Goddev Fatak Road, Bhayander (E), Dist. Thane - 401105. (India)

Contact Us
+91-22 48255071,
48255072

UNIT 2

Plot No. B-47, Addl. Midc Anandnagar, Ambernath (E), Dist. Thane (India)- 421506

Contact Us
+91(0251)26205
42/43/44/45/46

KRDC

Plot No K2, Industrial Gala F4A, D- Wing, MGN Properties, Opposite Godrej Co., Addl MIDC Anand Nagar, Ambernath (E)- 421506 (India)

Contact Us
+91-2512620543/44

UNIT 4 (EUROPE)

Kerone Engineering Solutions LTD. (EMitech) Viale della Palma, 7, 70033 Corato BA, Italy (Europe)

UNIT 5 (THAILAND)

Thailand Representative:
163 Rajapark Building,
18th floor, Sukhumvit 21
Road (Asoke), Wattana,
Bangkok - 10110, Thailand

Contact Person
G.Vivekanand
+6689 500 9821

Uzbekistan / Kazakhstan (Office)

TIT Company LLC: 100060,
2, A. Kahhar, Tashkent,
Uzbekistan

Contact Person
Mr. Slava
+998 903540963

Israel (Office)

Ornatus Industrial Tech
Ltd: Dam Hamac bim 36,
7178602 Modiin, Israel

Contact Person
Omri Fabian
+972 584844887

Australia & New Zealand (Office)

Linetech Pty Ltd:
Po Box 3046, Browns
Plains, Qld 4118. Australia

Contact Person
Eric Quevauvilliers
+61 (0)418 871 005

Bangladesh (Office)

House-10, Road-5 Priyanka
City, Sector-12, Uttara,
Dhaka-1230, Bangladesh

Contact Person
Md. Emtiaz Morshed
+8801747762200



SCAN HERE

Our Mails

info@kerone.com
sales@kerone.com
marketing@kerone.com

Website

www.kerone.com
www.kerone.net
www.keroneindia.com