

Raw Sulphur Melting & Granule Plant



Environment Friendly
Engineering Solution Company



In Association with SVCH-Technologii, Moscow (Russia)

ISO 9001-2008 | ISO 9001-2015 | EMS 14001 | OHSAS 18001

Description:

Raw Sulphur on floor are being lifted and handle by Bucket lifting vehicle to dump in Linear Screen Separator for separation of stones etc from Sulphur.

Linear Screen Separators, 4nos will separate out stones, concrete particles from raw Sulphur and will further feeding to transfer Conveyors.

Elevated Transfer Belt Conveyors, 2nos. will be feeding raw Sulphur to Batch Melter Cap. 35KL x 4nos.

Batch Melter Gross cap. 35KL x 4Nos (Operational 30KL x 4Nos) consists of limpet coil heated Reactors with insulation and agitators for melting raw Sulphur through continuous circulation of hot oil. Designed temperature 150 degC and operational 120-130 degC approx.

Gas fired Hot Oil Generators (4nos) with suitable circulation pump. Piping & valves provided on Melter Tanks.

Screw transfer pumps (4nos), inline Sulphur Strainers (4 sets) provided while transferring from Melter Reactors to Granulator Chambers (4nos).

Granulator / Drying Chamber: Molten Sulphur fed to high pressure nozzle placed on Drying Chambers. Simultaneously cool air from Heat Exchangers/Cooling Towers supplied to Drying Chamber for condensation and forming granules of specific particle sizes. Internal fluidization for Sulphur drying and forming granules provided on Drying Chamber.

Exhaust air through Cyclone separator, Baghouse and ID Fan are extracted out to atmosphere with low emission.

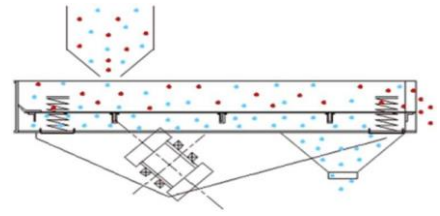
Rotary Vane Valves, Discharge Elevated Belt Conveyors are provided on the Drying Chamber for delivery of final Sulphur Granules for bagging, dumping in vehicles at working height of 3.5Mtrs.

Process Instrumentations like temp/pressure/level/Flow/Load cells transmitters for continuous monitoring and controls of Sulphur for further automation during process.

PLC Control Panel & SCADA System provided for fully automation and controls of plant operations etc.



1. Handling & dumping of Raw Sulphur on Floor



2. Solid separation from Raw Sulphur (Stones etc) by Linear Vibro Screen



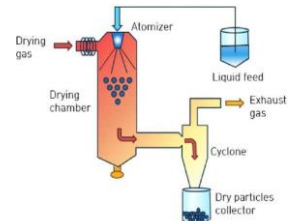
3. Transfer Conveyor



4. Sulphur Melting Reactor



5. Liquid Filtration (Coarse Strainer)



6. Spray Chamber (Granulator)



7. Discharge Conveyor



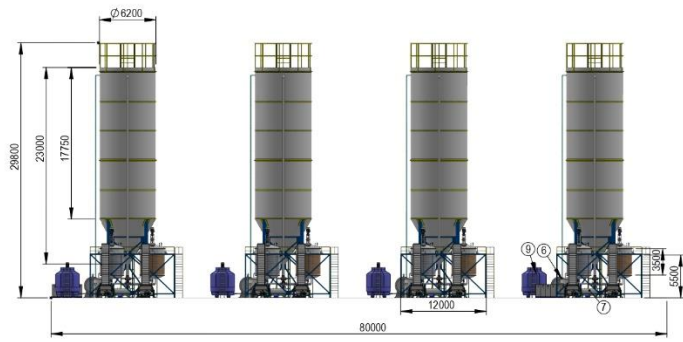
- Valves



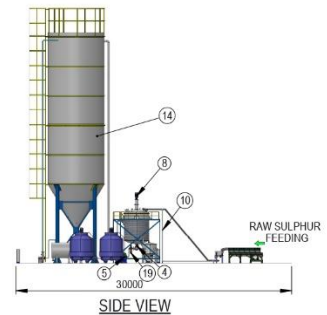
- Fans & Blowers

- **Others**

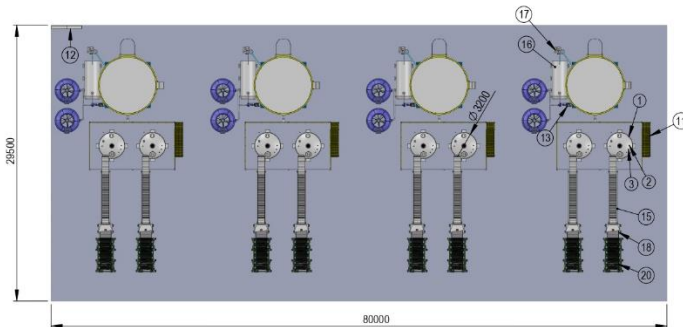
- ❖ Process Know-How.
- ❖ Civils.
- ❖ Support Structure, Platform, Ladder & Railing.
- ❖ Piping.
- ❖ Ducting.
- ❖ Manual labors for Materials Handling, Erection, Installation, Commissioning & Production trials.
- ❖ Any other than Specified, Finished OR Mentioned.



ELEVATION



SIDE VIEW

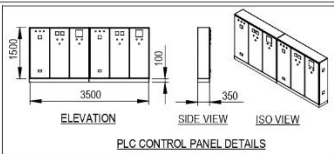


PLAN

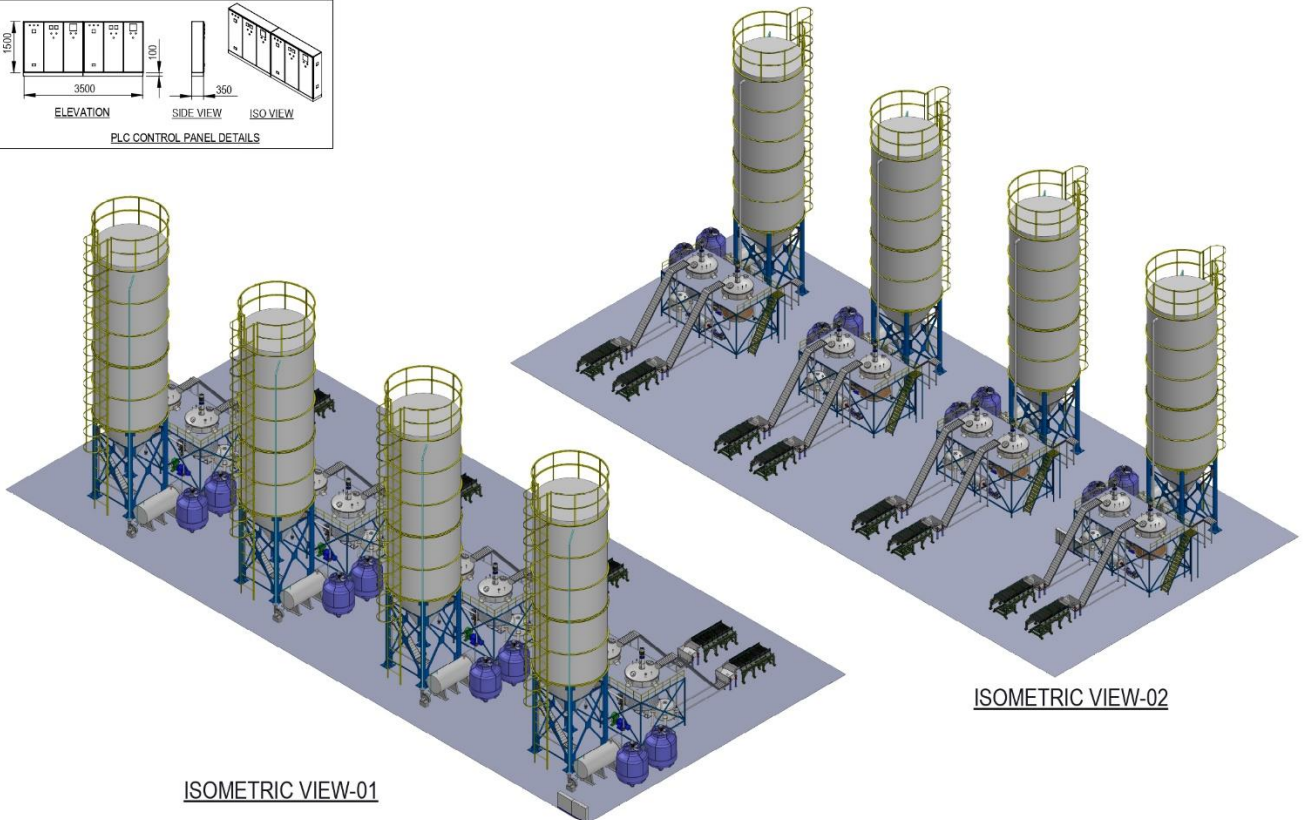
IMPORTANT

THIS DRAWING IS THE PROPRIETARY OF KERONE ENGINEERING SOLUTION AND IS FOR THE SOLE USE OF THE IDENTIFIED PROJECT. ANY UNAUTHORIZED USE, DISCLOSURE, COPYING AND ANY OTHER MEANS OF DUPLICATION OR REPRODUCTION IS PROHIBITED AS PER COPYRIGHTACT.

ALL DIMENSIONS ARE IN mm. UNLESS OTHERWISE SPECIFIED.



PLC CONTROL PANEL DETAILS



ISOMETRIC VIEW-01

ISOMETRIC VIEW-02

IMPORTANT

THIS DRAWING IS THE PROPRIETARY OF KERONE ENGINEERING SOLUTION AND IS FOR THE SOLE USE OF THE IDENTIFIED PROJECT. ANY UNAUTHORIZED USE, DISCLOSURE, COPYING AND ANY OTHER MEANS OF DUPLICATION OR REPRODUCTION IS PROHIBITED AS PER COPYRIGHTACT.

ALL DIMENSIONS ARE IN mm. UNLESS OTHERWISE SPECIFIED.



UNIT I

A/4, Marudhar Industrial Estate,
Goddev Fatak road,
Bhayander(E), Mumbai-401105

UNIT II

Plot No. B-47, Addl. MIDC
Anandnagar, Ambarnath
(East), Dist. Thane-
421506

UNIT III

Plot NO. W-104, Addl.
MIDC Anandnagar,
Ambarnath East, Thane-
421506. (India)

EMAIL

info@kerone.com
sales@kerone.com
marketing@kerone.com

WEBSITE

www.kerone.com
www.kerone.net
www.keroneindia.com

Phone

+91-22-28150612/14
+91-251-
2620542/43/45/46